

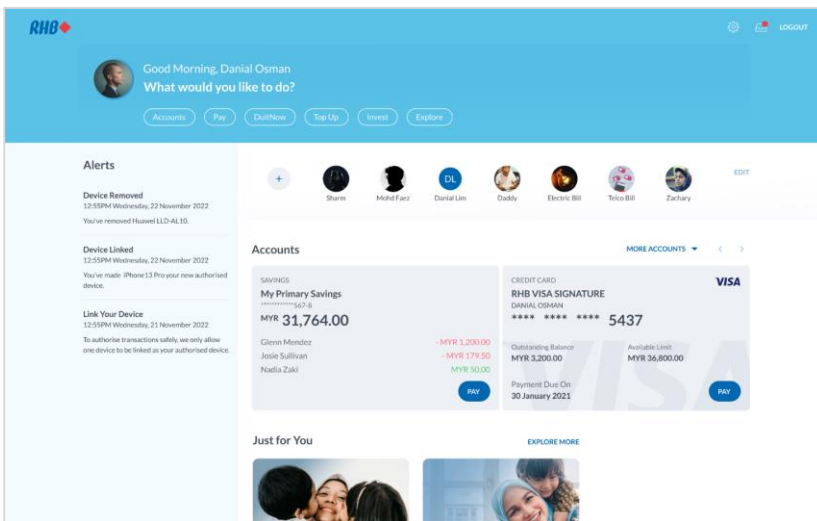
How to authorise transactions via Secure Plus

Sahkan transaksi anda melalui Secure Plus

Extra solid security to keep you worry-free.

Peningkatan keselamatan supaya anda lebih yakin.

Via RHB Online Banking
Melalui RHB Online Banking

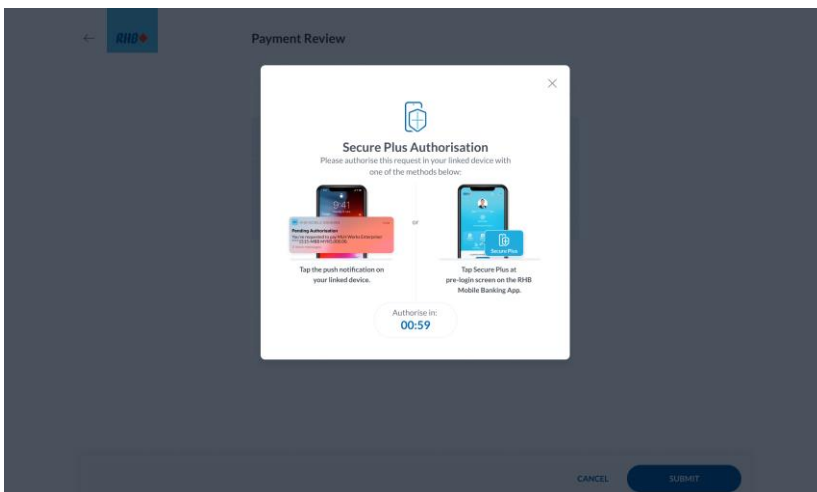


Step 1

Log in to the RHB Online Banking and perform a transaction.

Langkah 1

Log masuk ke RHB Online Banking dan mulakan transaksi.



Step 2

You will be instructed to approve your transaction via RHB Secure Plus on your authorised device.

Langkah 2

Anda akan diarahkan untuk sahkan transaksi anda melalui RHB Secure Plus pada peranti anda yang dibenarkan.

How to authorise transactions via Secure Plus

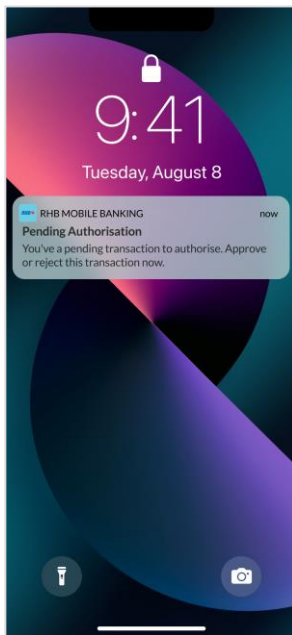
Sahkan transaksi anda melalui Secure Plus

Extra solid security to keep you worry-free.

Peningkatan keselamatan supaya anda lebih yakin.

Via RHB Online Banking

Melalui RHB Online Banking

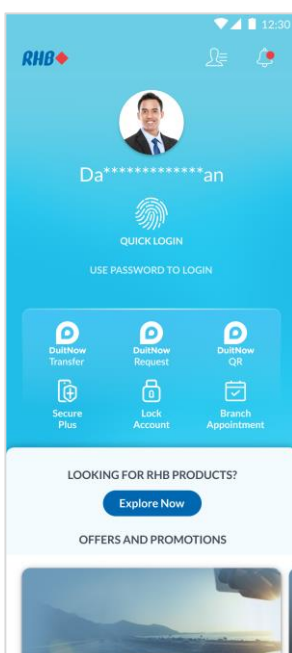


Step 3

Tap on the Push notification to approve or reject the transaction.

Langkah 3

Tekan notis yang anda terima untuk sahkan atau batalkan transaksi.



Step 4

If you don't receive a Push notification, just tap on the RHB Secure Plus icon on the Pre Login screen to approve or reject the transaction.

Langkah 4

Sekiranya anda belum menerima apa-apa notis, tekan ikon RHB Secure Plus pada laman log masuk untuk sahkan atau batalkan transaksi berkenaan.

How to authorise transactions via Secure Plus

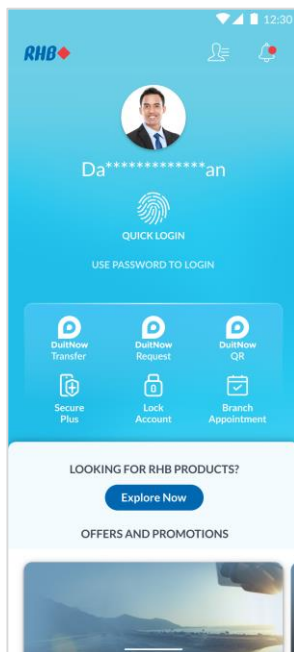
Sahkan transaksi anda melalui Secure Plus

Extra solid security to keep you worry-free.

Peningkatan keselamatan supaya anda lebih yakin.

Via RHB Mobile Banking App

Melalui RHB Mobile Banking App

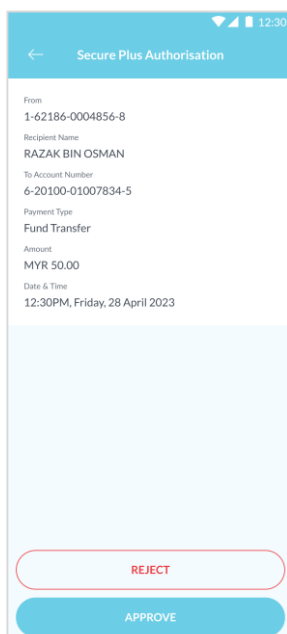


Step 1

Log in to the RHB Mobile Banking App and perform a transaction.

Langkah 1

Log masuk ke aplikasi RHB Mobile Banking dan mulakan transaksi.



Step 2

You will be prompted to 'Approve' or 'Reject' your transaction after keying in the payment details.

Langkah 2

Selepas anda masukkan maklumat transaksi berkenaan, anda boleh pilih untuk "Sah" atau "Batal" transaksi tersebut.

How to authorise transactions via Secure Plus

Sahkan transaksi anda melalui Secure Plus

Extra solid security to keep you worry-free.

Peningkatan keselamatan supaya anda lebih yakin.

Via RHB Mobile Banking App

Melalui RHB Mobile Banking App



Step 3

You will receive a notification once successful.

Langkah 3

Anda akan menerima notis ini sekiranya transaksi anda berjaya.